



Inspiring Excellence

Instructions:

1. Applicants will have to download Zoom in their device (if necessary)
Download Link: <https://zoom.us/support/download>
2. Applicants will open Zoom through the link: <https://zoom.us/join>,
3. Give the **Interview Board Meeting ID** and click **Join** by giving provided password, then click “**Join Meeting**”

Join a Meeting

Enter meeting password ×

Enter meeting password

4. Beside above, they could also Open Zoom app and click “**Join a Meeting**”, Enter the provided Meeting ID and **Applicant ID instead of name** and click Join. After giving password wait for entering the Interview Board

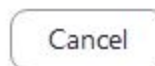


Join Meeting

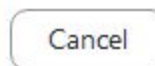
Remember my name for future meetings

Do not connect to audio

Turn off my video

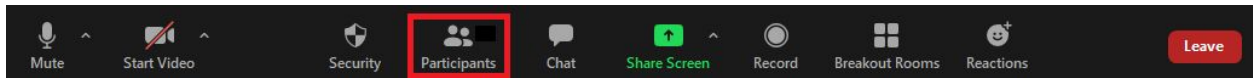


Enter meeting password

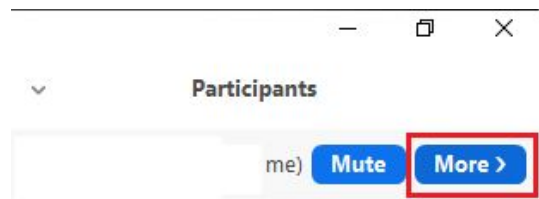


5. Rename method if forgotten before joining

- a. Click on Participants



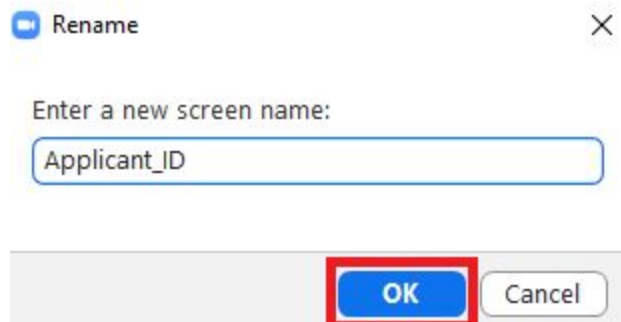
- b. Click “More” beside Applicant’s account



- c. Click “Rename”



- d. Type your Applicant ID (e.g. 2020123456)




- Applicants will be assigned by the host to a Interview Board (Applicants may have to wait)

Zoom Meeting - □ ×

Please wait, the meeting host will let you in soon.

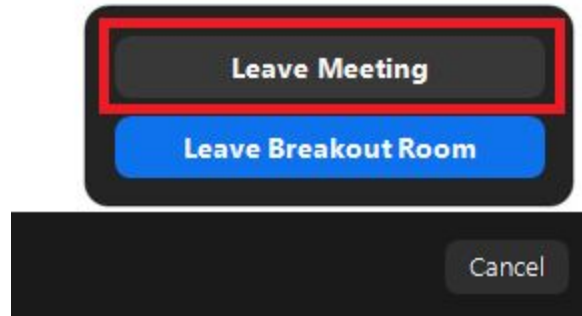
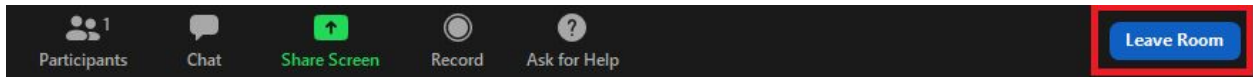
Test Computer Audio

Breakout Rooms ×

 The host is inviting you to join Breakout Room:
Viva Board I

- Applicants must have to **enable their Audio and Video** and keep pen and paper aside

8. Applicants have to click “**Leave Meeting**” after completing their viva



Note:

*** Applicants must have to check their provided email address and phone number to get the Interview Board Joining link and password

For any query email at: admission-support@bracu.ac.bd