

BRAC University Payment Manual for Students

1. Regular Payment: Students can make payment through any of the following method:

(a) BRAC University Connect Pay Slip:

Students can log in to the BRAC University Connect Link: <https://connect.bracu.ac.bd/> and look for the pay slip. They will download and print their most updated payslip by selecting “Download (Offline Payment),” and make payments at any branch of BRAC Bank, Southeast Bank, ONE Bank, Dhaka Bank, Prime Bank, Pubali Bank, or Dutch-Bangla Bank (except agent banking); with their printed BRAC University Connect pay slip.

Confirmation will be done automatically and the system payslip will be marked as paid. Students do not need to submit the pay slip physically at BRAC University.

(b) Payment Gateway (for debit or credit card / bank transfer / mobile banking):

Students can log in to the BRAC University Connect Link: <https://connect.bracu.ac.bd/> and look for the pay slip. They need to select the “**Pay Now**” button at the bottom of the pay slip to make an online payment through the authorized payment gateway using a **debit or credit card, bank transfer, or mobile banking (bKash, Rocket, Nagad, etc.)**.

Students will receive payment confirmation only if the authorized payment gateway is used with a debit or credit card, bank transfer, or mobile banking. Please refer to the BRAC University Connect pay slip for the applicable convenience fee on the payment gateway.

Please note that, any payments made via Cheque, PO, Agent Banking, CDM, RCDM, EFT, BEFTN, RTGS, NPSB, Fund Transfer, or manual pay slip are NOT acceptable.

- A Advising
- D Dorm
- P Probation Application
- S Scholarship & Waiver History
- C Course History
- C Consultation Hour
- C Calendar
- C Course Sequence
- Grade Sheet
- Refund Request
- D Degree Completion
- M Makeup Exam
- C Course Drop Application
- D Department Change
- P Payslip**
- S Semester Drop
- A Admission Cancellation



Registration Payslip

Student ID: [REDACTED]
 Student Name: [REDACTED]
 Programme: [REDACTED]

Payslip: [REDACTED]
 Payslip Generation Date: [REDACTED]
 Student Contact Number: [REDACTED]
 Present Address: [REDACTED]

Course ID	Course Title	Academic Credits	Financial Credits	Registration Date	RP/RT	Amount (BDT)	Remarks
MAT092	REMEDIAL COURSE IN MATHEMATICS	0	3	02/16/2025 06:19 PM	N/M	24,750	
ENG091	FOUNDATION COURSE (IN ENGLISH)	0	3	02/16/2025 06:19 PM	N/M	0	Paid
CSE110	PROGRAMMING LANGUAGE I	3	3	02/16/2025 06:19 PM	N/M	24,750	
CSE110L	PROGRAMMING LANGUAGE I LAB	0	0	02/16/2025 06:19 PM	N/M	0	
Total:		3	9			49,500	

Particulars	Amount (BDT)
Course Fee	49,500
Gross Payable:	49,500
Less:	
Net payable:	49,500
In Words: Taka Forty Nine Thousand Five Hundred Only.	

Bank Information		
Bank Name	A/C Name	A/C No.
BRAC Bank	BRAC University Collection Account	1501200132106002
Dutch-Bangla Bank PLC.	BRAC University	1931200004169
ONE BANK PLC	BRAC University	0023000000464
Pubali Bank PLC.	BRAC UNIVERSITY	3677102002388
Southeast Bank PLC	BRAC University	702113100000092

Please deposit the net payable amount to any of the above mentioned banks. Please avoid Cheque, PO, Agent Banking, CDM, BEFTN, RTGS, NPSB.

Deadline: 16 March 2025

Depositor's Signature _____
 Depositor's Mobile Number: _____

Download (Offline Payment)

Pay Now Cancel



BRACU

- Support
- FAQ
- Offers
- Login

CARDS MOBILE BANKING NET BANKING

VISA Other Cards

Enter Card Number

MM/YY

CVC/CVV

Card Holder Name

Save card & remember me

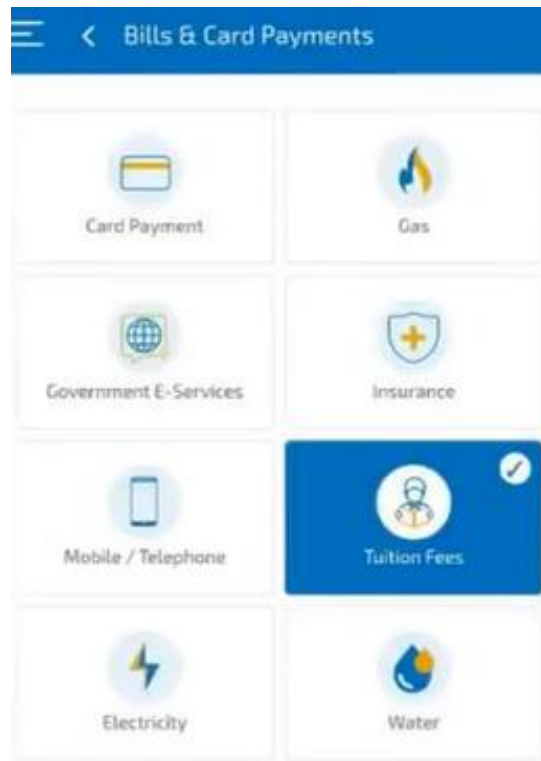
By checking this pay button you agree to our [Terms of Service](#) which is limited to facilitating your payment to BRACU.

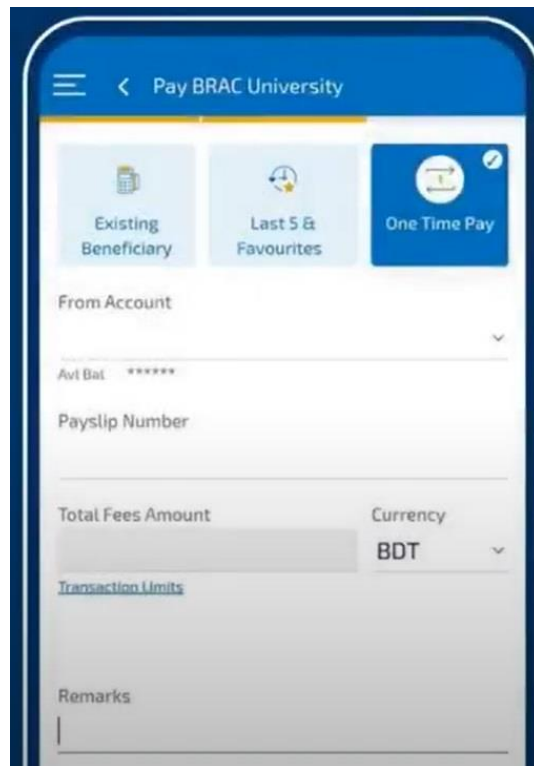
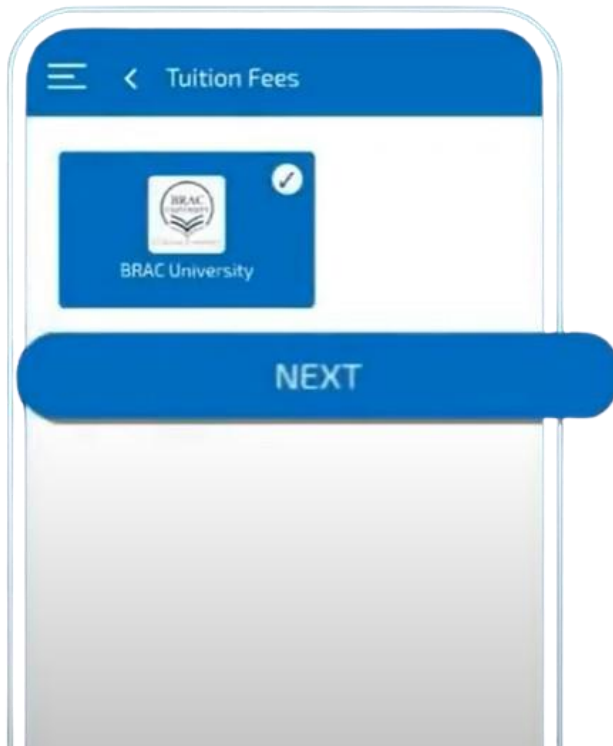
PAY 49,500 BDT

(c) BRAC Bank Internet Banking (Astha):

If a student or their guardian has an account with BRAC Bank, they can make payments through BRAC Bank online banking. The Astha online portal provides an option to pay directly to BRAC University. Once the payment is made, confirmation will be processed automatically.

BRAC Bank Internet Banking (Astha) Link: <https://astha.bracbank.com/ib-retail-web/tenant/index>





2. Installment Payment:

Once a student's installments are approved, the amount shown in their BRAC University Connect pay slip will be divided by the number of approved installments, and revised pay slips will be generated accordingly.

The payment method for installments is the same as regular payments through:

- (a) BRAC University Connect Pay Slip
- (b) Payment Gateway (for debit or credit card, bank transfer, or mobile banking)
- (c) BRAC Bank Internet Banking (Astha)

A student will receive payment confirmation in BRAC University Connect after completing their installment payment.

For any payment related queries, student can communicate: queries-accounts@bracu.ac.bd